


DesignShop V9

World Class Digitizing Software

DesignShop V9 offers easy lettering and digitizing tools that get the job done quickly while providing robust features that inspire the imagination.



melco



turn art into stitches... turn apparel into

Check out all the new features!

Are you a seasoned digitizer? Are you new to the industry, and just looking for the best software? Either way you will be impressed with the versatility and user-friendly features DesignShop V9 offers.

Continue on to explore and learn more about the new tools and options available in DesignShop V9.



Profits

NEW Object Properties Window

The Object Properties Window has a new, easy to understand layout. It stays open all the time, allowing users to highlight elements and view or change their stitch properties instantly, no need to wade through pages of property tabs. Changes are applied in real-time, so pressing the Apply button is a thing of the past! You can even use the wheel on your mouse to adjust element properties and watch the element's values change, in real-time, right before your eyes.

NEW Auto Underlay

Auto Underlay has been added with multiple choices of underlay styles for any digitized object or font. Objects will maintain color properties so that copying and pasting will not require re-sequencing of colors.

NEW Fabric Profiles

Fabric Profiles allow users to save design information (such as stitch densities) to specific fabrics, or apply fabric profiles to specific designs.

NEW Barcode System

Design information may now be printed with bar codes. Use a bar code reader at anytime to recall the design, eliminating the need to search for design files on hard drives or disks.

NEW Graphics to Embroidery Assistant

The Graphics to Embroidery Assistant allows easy point and click conversion of any vector file to be digitized in seconds.

NEW UnaFill

UnaFill splicer allows users to splice multiple directions of fill stitches for one object.

Loaded with **bold new features**,
DesignShop V9 gives you all the
power tools

Convert nearly any piece of artwork into digital embroidery files with ease. DesignShop V9 has powerful graphics capabilities that perform quick conversion-to-stitches with the ability to customize. You can also change stitches to vector files on-screen without using another program or switching to another screen.



No more hassles with lettering!

DesignShop V9 takes lettering to the next level with features like control point editing, expanded stitch editing and automatic borders. DesignShop V9 features sophisticated lettering capabilities for all embroidery alphabets as well as true type conversions. You can even create your own alphabets

What you see on screen is what you get with your embroidery.

DesignShop V9 allows you to work in various view modes to see stitches, colors and final output simulations. The screen/project view gives you a pre-embroidery look at the finished product. DesignShop V9 also has an innovative appliqué feature (the first in the industry) that lets you display the appliqué pieces in a fabric on-screen for a realistic view of the complete design.

Scale, rotate, align, group and revise your design with a click of the mouse.

DesignShop V9 features the latest editing tools, plus advanced expanded stitch editing, auto sequence, auto lock stitch editing and many more.

Bar code creation

Now you can easily create design information that can be scanned directly into your AMAYA XT using a bar code scanner.

Feature Highlights:

- No computer experience necessary
- Create tomorrow's work today
- Never reprogram the same design again
- And much more!

NEW! Envelope for Lettering

Level: *DesignShop V9 Pro Plus*

Added ability to set a maximum length for lettering. Anything longer than this length will be reduced (in letter width only) to fit the envelope.

NEW! Custom Digitized Tie In & Tie Offs

Level: *DesignShop V9 Pro Plus*

User can digitize their own lock stitches and save for later use. Simply digitize a lock stitch and then save as a Custom Shape.

NEW! Random Stitch Length for Fills

Level: *All*

Randomizes the partition sequence. There are two randomize options—"Random Stitch Length" and "Random Offset." Random Stitch Length controls the amount Stitch Length is allowed to vary. Random Offset randomizes stitch line offset only, and is equivalent to "Random Stitch Length" with random factor 0.

NEW! Project View

Level: *All*

Colors are now a part of the elements.

NEW! Property Toolbar

Level: *All*

Frequently used property controls are now placed on a toolbar. User can enter values for things like Fill Density, etc.

NEW! Property Pages

Level: *All*

The old property pages have been replaced with a more intuitive layout. Automatically apply changes to the design and instantly preview them without having to exit the properties box.

NEW! Complex Fills w/Splice

Level: *DesignShop V9 Pro Plus*

The feature allows users to break fill into multiple regions—like true type fonts allow.

NEW! Continuous Underlay for Lettering

Level: *All*

Design Shop can now sew out lettering underlay and then top stitch it on a character by character basis.

NEW! Improved Help System

Level: *All*

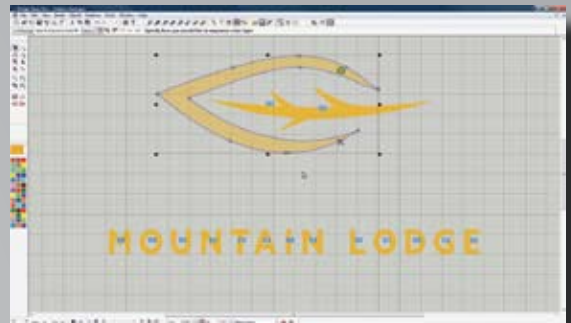
Training videos are now included in the help manual.

NEW! Internet Update

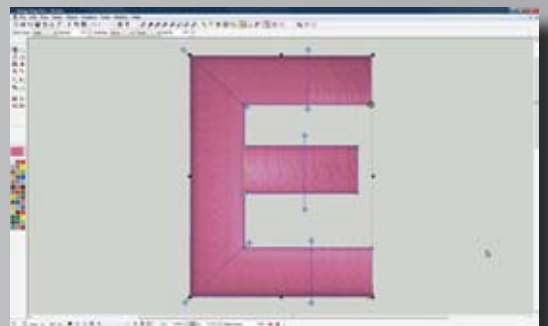
Level: *All*

Updates can be downloaded via the internet.

DesignShop V9 is Microsoft® Windows-based, and easy to use. If you've never used an embroidery software, you'll find that you can quickly produce ready-to-embroider designs.



New Graphics to Embroidery Assistant



New UnaFill with splice and multiple stitch direction lines

software levels

DISPLAY

	PRO+	PRO	DS	Lite
NEW! Enhanced screen layout	•	•	•	•
NEW! Object properties window	•	•	•	•
NEW! File info. in open dialog box	•	•	•	•
NEW! Realistic display of trimmed/non trimmed thread	•	•	•	•
NEW! Auto stitch type	•			
NEW! Property toolbar	•	•	•	•
NEW! User adjustable wireframe point size	•	•	•	
NEW! Tilt wheel scrolling	•	•		
Element numbering	•	•	•	
Enhanced entry & exit point symbols	•	•	•	•
Color mapping	•	•	•	
Custom hoop selections	•	•	•	•
Show stitches in 3D	•	•	•	•
User defined hot keys	•			
Unlimited undo/redo	•	•	•	•
Graphical zoom in and out	•	•	•	•
Automatic pan and scroll bars	•	•	•	
Show/hide stitches, wireframe points lines, connectors, entry/exit points and elements	•	•	•	•
Print: Design, status, note, company logo	•	•	•	•
Drawing speeds (slow to fast redraw)	•	•	•	•
Project tree	•	•	•	•
Layer by color	•	•	•	•
Color palette and navigator	•			•
Units of measure (English, metric, points)	•	•	•	•
Display embroidery hoops for commercial machines	•	•	•	•
Design status: width, height, stitch counts, color changes, stitches by color	•			

DIGITIZING

	PRO+	PRO	DS	Lite
NEW! Graphics to Embroidery Assistant	•			
NEW! Complex fills with splice	•	•		
NEW! Random stitch length for fills	•	•	•	
NEW! Fabric profiles	•	•	•	
NEW! Auto underlay	•	•	•	
NEW! Auto select stitch type	•	•	•	
NEW! Hybrid digitizing mode	•			
NEW! Custom digitized tie in & tie offs	•			
NEW! Enhanced symbols/auto shapes	•	•		
NEW! Circle input tool	•	•		
Templates & Step and Repeat	•	•	•	
Custom fills (limited in Pro)	•	•		
Advanced copy/paste	•			
Appliqué tool	•			
Shadow Effect	•			
Edge fill	•			
Cross Stitch	•			
Auto Vector Digitizing (.cdr v2-9, .ai v2-8, .dxf, .eps, .wmf, .emf, .pcx, .bmp, .tif, .jpg)	•			
Auto digitizing (.pcx, .bmp, .tif and .jpg)	•	•		
Stitch graphic region	•			
On-screen digitizing	•	•	•	
Wave and double wave	•			
Trapunto effects	•	•		
Stock pattern fills	•	•		
User defined pattern fills	•	•		
Decorative stitch	•	•		
Blending (custom densities)	•	•		
Random edge	•	•		

Choose from **4** levels, upgrade at **any time!**

DesignShop V9 Pro+

Everything you need for professional digitizing, lettering, editing and sizing. Full-featured design software including vector graphics.

DesignShop V9 Pro

Complete digitizing, lettering, editing and sizing capabilities with auto digitizing.

DesignShop V9

Full scale lettering, editing and sizing with basic digitizing. Ideal for users who want basic-to-advanced capabilities.

DesignShop V9 Lite

Affordable lettering capabilities for the beginner and enthusiast.

LETTERING

	PRO+	PRO	DS	Lite
NEW! Envelope for lettering	•	•	•	•
NEW! Customize both envelope and perspective baselines by adding points along the line	•	•	•	•
NEW! 140+ Alphabets	•	•	•	
Group names/step and repeat	•	•	•	
User Defined Alphabets	•			
Enhanced true type font converter	•	•	•	
Control point editing	•	•	•	•
Expanded stitch editing	•	•	•	
Display alphabet code sheets	•	•	•	•
Automatic borders				
• Satin or walk/bean stitch				
• Density/column width adjust	•	•	•	•
• Automatic underlays				
• Color changes/border sequence				
Scale, rotate and slant individual letters	•	•	•	•
On-screen lettering	•	•	•	•
Lettering properties simplified	•	•	•	•
Multi-color, symbol, monogramming	•	•	•	•
Change height, width and slant	•	•	•	•
Change color of individual letters	•	•	•	•
Closest, bottom or as digitized connections	•	•	•	•
Scale, rotate and slant lettering elements	•	•	•	•
Group names	•	•	•	
Font (alphabet) preview	•	•	•	•
Auto fabric adjustment	•	•	•	•
Auto underlays	•	•	•	•
Change letter stitch order (center out, right to left, left to right)	•	•	•	•
Change line stitch order (top to bottom, line wrapping, bottom up)	•	•	•	•

GRAPHICS

	PRO+	PRO	DS	Lite
NEW! Graphics to Embroidery Assistant	•			
NEW! Embedded graphics	•	•		
NEW! Measurement capabilities	•	•	•	
Photo Fill	•			
Read vector file types (.cdr v2-9, .ai v2-9, .dxf, .eps, .wmf, .emf)	•			
Save embroidery files to vector .emf	•			
Copy .ofm files to a graphics program	•			
Vector line and fill shapes	•			
Convert graphic to vector objects	•			
Scale/Rotate graphics by 1 degree increments	•	•		
Auto sequencing	•			
Read .bmp files	•	•	•	
Read/Write: .pcx, .tif, .png, .jpg files	•	•	•	
Scan images	•	•	•	
Image clean up and filtering	•	•		

EDITING

	PRO+	PRO	DS	Lite
NEW! Color handling system	•	•	•	•
NEW! True element bounding boxes	•	•	•	•
NEW! Scale toolbar	•	•	•	•
Stitch direction lines	•			
Advanced expanded stitch editing	•			
X,Y pull compensation	•	•	•	•
Auto sequence	•			
Capped and mitered corners	•			
Insert, delete move and change input points	•	•	•	•
Change element type and parameters	•	•		
Group/ungroup and search	•	•	•	•
Scale and rotate	•	•	•	•
Cut, copy, paste and duplicate	•	•	•	•
Auto underlay and density controls	•	•	•	
Alignment tools	•	•	•	

...AND MUCH MORE

	PRO+	PRO	DS	Lite
NEW! Backup system	•	•	•	•
NEW! Improved help system	•	•	•	•
NEW! Internet update	•	•	•	•
AMAYA color sequence ability	•	•	•	•
Design Database	•	•	•	
Design Processor	•	•		
Stitch Estimator	•	•		
Direct link from DesignShop V9 to AMAYA	•	•	•	•
Additional formats (.pat, .gnc, .emd, .shv)	•	•	•	•
Classroom training	•	•	•	•
500+ stock designs (50 for DS Lite)	•	•	•	



Melco Industries, Inc.

1575 West 124th Avenue | Denver, Colorado 80234

Melco Sales 800.799.8313 (USA only)
+1 303.457.1234 (International)

Melco Service 303.457.2025

Email info@melco.com
Online www.melco.com

empower
your digitizing!

Since 1972, Melco Industries, Inc. has been the industry leader of complete embroidery solutions for the home-based entrepreneurial and commercial markets.

In addition to the new AMAYA line of professional embroidery equipment, Melco offers digitizing software, apparel printers, online business solutions, embroidery components and supplies, technical support, training and leasing for embroidery businesses of every size. Melco is the only company that engineers and manufactures embroidery equipment and related software in the United States.

SYSTEM REQUIREMENTS

Operating System

- Microsoft Windows 2000 with Service Pack 4 or Higher
- Microsoft Windows XP (Professional or Home) Service Pack 2 or Higher.
- Windows Vista
- Windows Server 2003 with Service Pack 1

CPU/RAM

- Must meet or exceed the requirements for the operating system. In all cases, the faster the CPU, and the more RAM, the better.

Hard Drive

- 1.5 gigabyte (GB) of available hard disk space, plus additional space for embroidery designs as needed.

Video

- Video card with 1024 x 768 resolution, 17" or larger monitor recommended

DVD Reader

- DesignShop V9is distributed on DVD

Input Devices

- Keyboard and Microsoft mouse or compatible pointing device.
- DesignShop V9 or higher: three-button mouse

Ports

- USB port for DesignShop V9 security dongle

Internet Browser

- Explorer 5.0 or higher

Melco DesignShop V9 Technology is protected by—but not limited to—patents pending.

